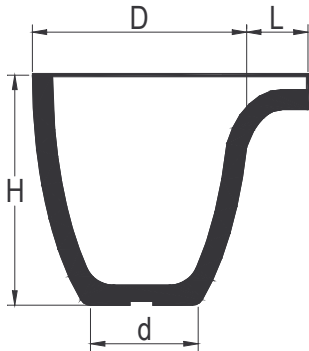


ISOTHERM SiC

TPC

Con becco di colata lungo

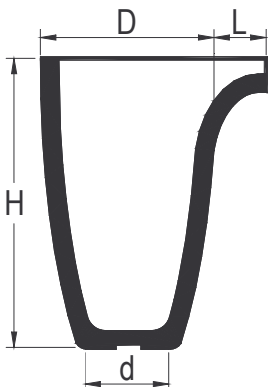


Codice	N° o kg Al ca.	equivalente	H mm	D mm	d mm	L mm
955.022	TPC 287	BUC 200 K	600	530	305	130
	TPC 287 H		700	530	305	130
955.028	TPC 387	BUC 250 K	630	615	355	160
955.030	TPC 412	BUC 350 K	800	615	355	160
955.032	TPC 412 H	BUC 400 K	900	615	355	160
955.035	TPC 587	BUC 600 K	900	780	435	200
955.037	TPC 587 H	BUC 700 K	1000	780	435	200
	TPC 800	BUC 800 K	1000	880	450	200
	TPC 800 H	max.	1250	880	450	200

* Libbre Al

TPC

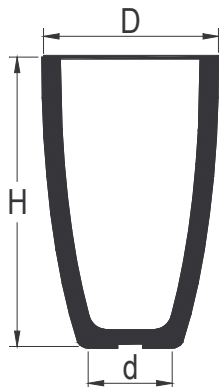
Con becco di colata lungo



Codice	N°	N° o kg Al ca.	H mm	D mm	d mm	L mm
	TPC 400 G	225	615	350	260	120
	TPC 843	300	675	420	255	155
	TPC 982	430	800	435	295	135
	TPC 89	500	740	545	325	135
	TPC 12	500	940	440	295	150
	TPC 16	900	970	540	360	160

TPC

Senza becco di colata



Codice	N°	ca. kg Al	H mm	D mm	d mm
	TPC 904	200	915	345	240
	TPC 6	300	675	420	285
	TPC 14	500	1015	420	255
	TPC 10	540	940	440	295
	TPC 15	950	970	540	360